

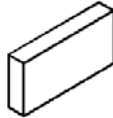
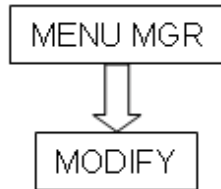
PRO-ENGINEER WILDFIRE REFERENCE GUIDE

BEND ALLOWANCE

BEND TABLE

BEND TABLE

For a bend table to work one must first change the thickness of the metal parts "first wall" and then make sure the bend allowance is on the correct metal. E.g. CRS, stainless, or aluminum.




First wall



FIRST WALL

It will highlight



From to:

.036

Then:

