

Obtaining a Registered DNS Name

May 10, 2010

Why Do We Need a Registered DNS Name

To build a game server that a person can visit using a URL or a web server holding our blog website, we need to have a registered name that is matched to an IP address.

Dynamic Network Services Inc provides free domain names to match to your IP on the Internet.

The screenshot displays the homepage of 'WORLD CLASS CAD', a website dedicated to Computer Aided Design (CAD) training. The page features a navigation menu at the top with categories like CAD Training, Programming, Architecture, Mechanical, Civil Design, Energy Mgmt, Electrical, Designing, Mathematics, Office Aps, Ohio STEM, and Poster. A central banner highlights 'World Class CAD Online Resources' with a world map background. Below the map, there are several resource categories: 2D AutoCAD (2007-2008), Mechanical (Mech Design, Mechanics), Electrical (Elec Design, Symbol Lib, Siemens Certs, Networking), Architectural (Residential, Commercial, Remodeling, Energy Mgmt, Encyclopedia), Office Trng (Computer Aps, Database, Excel 2007, Excel 2003, Graphics, Word 2007, Word 2003), Math (Geometry, Algebra, Basic Math, Culinary Math), Design Principles, Project (Project Mgmt), Solid Works (Coming Soon), and Civil (Civil Design). A left sidebar lists 'Thousands of pages 898 Chapters and Resources Uploaded' and 'What's New' with a list of recent updates. A right sidebar promotes 'progeSoft's progeCAD 2009 Smart Free Student Software' and mentions 'Is Charityware and Volunteer Donations can be made at their website.' The bottom of the page contains several promotional banners, including 'Take the Virtual Tour', 'Visit the World Class CAD Bookstore', 'Create the Printed Circuit Board Schematic', 'Need CAD Software' (offering Bentley and Siemens software), and 'Bradford School Associate of Applied Business in Computer Programming'.

Visit www.dyndns.org

We can open our Internet browser and type www.dyndns.org into the address bar. On May 10, 2010, their website appears as shown.

We press the Sign up Free button to get our domain name.

The screenshot shows the DynDNS website homepage. At the top left is the DynDNS logo with the tagline "by Dynamic Network Services Inc.". To the right is a search bar with the placeholder text "What are you looking for?" and a "Search" button. Below the logo is a navigation menu with links for "Why DynDNS.com?", "Services & Pricing", "Support", "Have an account?", and "Sign In". The main content area features a large banner with the headline "Access Devices From Anywhere" and a sub-headline "DNS IS SEXY". The banner includes a "Sign up FREE" button and a list of benefits: "Get a FREE Domain Name", "Remotely access your home computer", "Unleash the Power of DNS", "Protect and speed up your internet", and "Safeguard your Email". Below the banner are two columns of service descriptions. The left column is titled "Free Domain Name" and describes the "Dynamic DNS service" with a list of features: "Host your own website at home for free!" and "Connect to your workstation, DVR, webcam from anywhere." It includes a form with "example" in the input field and "dyndns.tv" in the dropdown menu, followed by an "Add" button. The right column is titled "Managed DNS & Domain Name" and describes a service for registering or transferring domain names. It includes a list of features: "Easy-to-use web interface with powerful expert tools." and "DNS servers in five datacenters around the globe!". It also has a form with "example.com" in the input field and an "Add" button. At the bottom of the page is a footer with links for "Resources", "Services", "Support", and "Follow Us".

Select Free DNS Service

The next page shows us the free account and paid accounts. We will select the free sign up button on the left.

The screenshot displays the DynDNS.com website interface. At the top left is the DynDNS.com logo with the tagline "by Dynamic Network Services Inc.". To the right is a search bar with the placeholder text "What are you looking for?" and a "Search" button. Below the logo is a yellow navigation bar with links for "Why DynDNS.com?", "Services & Pricing", "Support", "Have an account?", and a "Sign In" button. A central message reads "Sign up now and get remote access to home computers and devices".

Three pricing cards are shown:

- DynDNS Free:** Labeled "FREE". Features include: "Get a free domain name", "Update monthly to avoid expiration", "Use with Windows, OSX, routers & more", and "Free email and community support". A blue "Sign Up" button is at the bottom.
- DynDNS Pro:** Labeled "Most Popular" and "\$15/yr". Features include: "Up to 25 Pro domain names", "Never expires, just works", "...also works with TSIG clients", and "Access to phone technical support". A blue "Sign Up" button is at the bottom.
- DynDNS Custom:** Labeled "\$30/mo". Feature: "DNS hosting for yourdomain.com".

Pick Name, Suffix, and Service Type

We will pick beowulf66 as our name and org as our top level domain and game-host as our subdomain and host with IP address as our service type.

For our service type, we will pick host with IP address.

The screenshot shows the DynDNS 'Add New Hostname' form. The form is titled 'Add New Hostname' and includes a search bar at the top right. The main content area contains the following fields and options:

- Hostname:** beowulf66 · game-host.org
- Wildcard Status:** Disabled [\[Want Wildcard support?\]](#)
- Service Type:**
 - Host with IP address [\[?\]](#) Create a standard host that resolves to an IP address
 - WebHop Redirect [\[?\]](#)
 - Offline Hostname [\[?\]](#)
- IP Address:** [Empty text field]
- TTL:** 60 s. Default dynamic DNS value
- WebHop Settings:**
 - Redirect URL: [Empty text field]
 - Yes, cloak this page. [\[?\]](#)
 - Cloaked title: (optional, URL by default) [Empty text field]

IP Address and TTL

Next, we enter the IP address for our server and we choose the default dynamic DNS value of 60 seconds for our Time to Live (TTL).


We did not redirect URLs or check mail routings.


My Account

Create Account

Login

Lost Password?

 My Cart [View Items](#)

Powered by 

Add New Hostname

[1 Host Services](#)

Note: You currently don't have any active [Dynamic DNS Pro](#) in your account. You cannot use some of our Host Service features. Paying for an Dynamic DNS Pro will make this form fully functional and will add several other features.

Hostname: .

Wildcard Status: Disabled [\[Want Wildcard support?\]](#)

Service Type:

- Host with IP address [\[?\]](#)
- WebHop Redirect [\[?\]](#)
- Offline Hostname [\[?\]](#)

IP Address:

TTL:

WebHop Settings:

Redirect URL:

Yes, cloak this page, [\[?\]](#)

Cloaked title: (optional, URL by default)

Mail Routing: Yes, let me configure Email routing, [\[?\]](#)

MX Hostname:

Primary:

- Yes, use it as my primary mail relay, [\[?\]](#)
- No, use it as backup MX record, [\[?\]](#)

Answering a Query

We answered questions that the host would have a VPN, webpage and game server capabilities.

We then pressed the add to cart button.

What do you want to use this host for?
Select services and devices you would like to use with this hostname.

Work From Home Office or VPN:

- vpn
- remote file access
- remote desktop
- mail server
- web server
- chat server
- ftp backup
- ssh
- database
- voip

Hosting and Design For Web Sites and Blogs:

- blog
- gallery
- wiki
- portfolio
- ecommerce
- web page

Remote Access For Devices:

- dvr
- webcam
- data storage
- cctv
- printer
- alarm and security
- thermostat
- weather station
- game server
- home automation

Add To Cart

Creating an Account

Next, we enter our username, password, email and accepted the terms to create an account.

DynDNS.com
by Dynamic Network Services Inc.

Why DynDNS.com? Services & Pricing Support Have an account? [Join NOW](#) [Sign In](#)

My Account
Create Account
Login
Lost Password?

Powered by **Dyn**

Shopping Cart

Host beowulf66.game-host.org added to cart. **Finish FREE checkout to activate.**

Your cart contains **free services only**. You will not be asked for credit card information.

Upgrade Options

Free accounts allow only five Dynamic DNS hosts.

- To add more and enjoy [additional benefits](#) for only \$15.00 per year, [purchase Dynamic DNS Pro](#).
- To get Dynamic DNS for **your own domain**, use [Custom DNS](#).

Dynamic DNS Hosts

beowulf66.game-host.org	remove	\$0.00
---	--------	--------

Have a coupon? [Log in](#).

Sub-Total:	\$0.00
Order Total:	\$0.00

Create account or log in to continue

Username:

Password:

Confirm password:

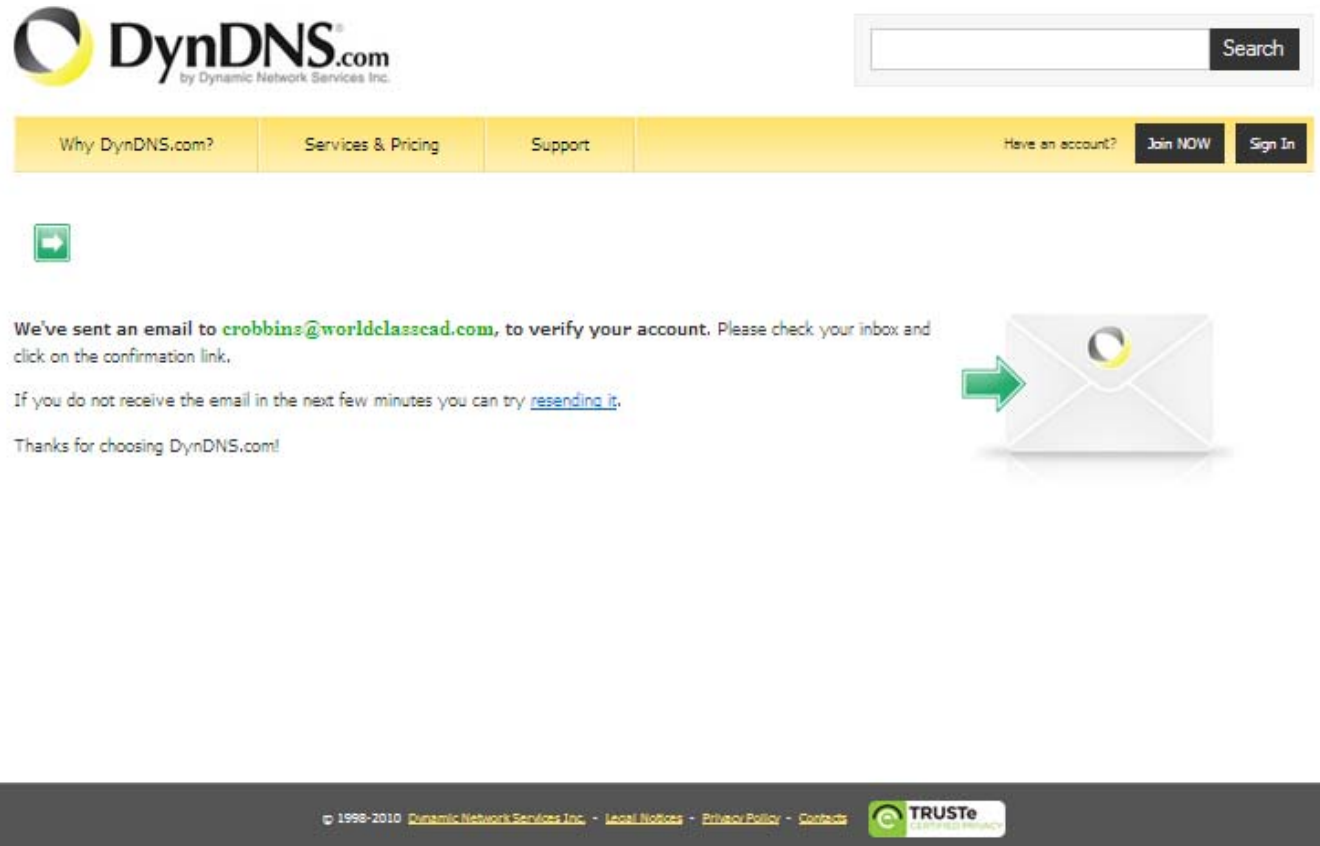
Already Registered?

Username

Password

Continuing Registration

The next screen informs us that an email is sent to our account so we can activate our domain name for our IP address.



The screenshot shows the DynDNS.com website interface. At the top left is the DynDNS.com logo with the tagline "by Dynamic Network Services Inc.". To the right is a search bar with a "Search" button. Below the logo is a yellow navigation bar with links for "Why DynDNS.com?", "Services & Pricing", "Support", "Have an account?", "Join NOW", and "Sign In". A green envelope icon is positioned above the main text area. The text reads: "We've sent an email to crobbins@worldclasscad.com, to verify your account. Please check your inbox and click on the confirmation link." Below this, it says: "If you do not receive the email in the next few minutes you can try [resending it](#)." At the bottom of the text area, it says: "Thanks for choosing DynDNS.com!". To the right of the text is a large illustration of a white envelope with a green arrow pointing towards it, and the DynDNS logo on the envelope. At the bottom of the page is a dark grey footer containing copyright information: "© 1998-2010 Dynamic Network Services Inc. - [Local Notices](#) - [Privacy Policy](#) - [Contacts](#)" and a "TRUSTE" logo.

Open the Email to Continue Activation

We have 48 hours to activate our account and domain name.

We double click on the web URL.

Your DynDNS.com Account 'beowulf66' has been created. You need to visit the confirmation address below within 48 hours to complete the account creation process:

<https://www.dyndns.com/account/confirm/XXXXXXXXXXXX>

Our basic service offerings are free, but they are supported by our paid services. See <http://www.dyndns.com/services/> for a full listing of all of our available services.

If you did not sign up for this account, this will be the only communication you will receive. All non-confirmed accounts are automatically deleted after 48 hours, and no addresses are kept on file. We apologize for any inconvenience this correspondence may have caused, and we assure you that it was only sent at the request of someone visiting our site requesting an account.

Sincerely,
The DynDNS.com Team
Dynamic Network Services Inc.

Verify Settings and Checkout

Then, we can double click on the Dynamic DNS Host name to view our statistics and save the settings.

DynDNS.com
by Dynamic Network Services Inc.

Why DynDNS.com? Services & Pricing Support Welcome beowulf66 (free) My Account Log Out

My Account
My Services
Account Settings
Billing
Active Services
Auto Renew Settings
Order History
Billing Profile

Powered by **Dyn**

Free Services Checkout

Once you have confirmed the contents of your cart your services will be instantly activated.

Service	Period	Price
Dynamic DNS Hosts beowulf66.game-host.org	-	\$0.00
Sub-Total:		\$0.00

[Activate Services >>](#)

[view our refund policy](#)

McAfee SECURE
TESTED DAILY 11-MAY

Checkout to Activate

Checkout of the Host Services and the domain name matched to our IP address is activated.

Any request on the Internet to `beowulf66.game-host.org` will be directed to our server.



The screenshot shows the DynDNS.com user interface. At the top, there is a search bar and a navigation menu with links for "Why DynDNS.com?", "Services & Pricing", "Support", and a welcome message for user "beowulf66 (FREE)". On the right side of the navigation bar are buttons for "My Account", "My Cart", and "Log Out".

The main content area is titled "Host Services" and includes a "My Services" button. A notification states: "Hostname `beowulf66.game-host.org` updated." Below this is a table with the following data:

Hostname	Service	Details	Last Updated
beowulf66.game-host.org	Host	Checkout to Activate	May, 11, 2010 10:02 AM

Below the table are links for "Host Update Logs" and an "Add New Host" button. A section titled "Join the discussion in the DynDNS Community" provides a link to the community forum. Below this, it says "Check out what our users are talking about below:"

Recent conversations on **remote file access:**

- [How do I setup remote desktop for Windows XP with DynDNS?](#)
- [Remotely access files on a Windows 7 computer?](#)
- [Free automated backup of remote files?](#)
- [Remotely access a Microsoft Access database?](#)
- [How do I access my DVR?](#)

Recent conversations on **ddns:**

- [My fixed IP address works, but not my DNS address](#)

At the bottom left, it says "Powered by Dyn". On the right side of the page, there is a "DynDNS.com Community" sidebar with a "Q&A Forum" section showing recent questions and answers.