


# Engineering Drawing


## Assembly Drill 1

Watch the RED WAGON ASSEMBLY video on the [www.worldclasscad.com](http://www.worldclasscad.com) website. On the Language of Drafting webpage, make sketches of the block, two different sides, axle, wheel, bracket and base. Finally make a sketch of the assembly.




# Engineering Drawing

Assembly Drill 1




# Engineering Drawing

Assembly Drill 1




# Engineering Drawing

Assembly Drill 1




# Engineering Drawing

Assembly Drill 1




# Engineering Drawing

Assembly Drill 1



# Engineering Drawing

Assembly Drill 1



# Engineering Drawing

Assembly Drill 1

